

BIOSECURITY AT HOME

The following advice is designed to help ensure you're prepared if a horse on your yard falls ill with a potentially contagious disease.

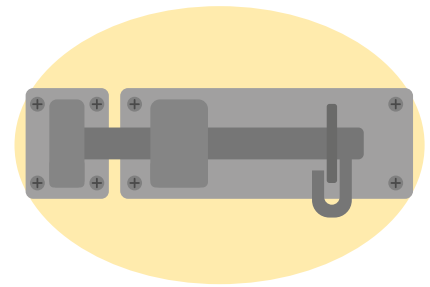
MAINTAIN A CLEAN ENVIRONMENT



You'll need both detergents and disinfectants – most household varieties are suitable.



Clean away as much organic matter as possible before applying disinfectant.



Thoroughly wipe down high-touch areas such as stable door latches and light switches

STOP PEOPLE BECOMING DISEASE SPREADERS



Reduce the risk of transmission by limiting the number of people handling the sick horse.

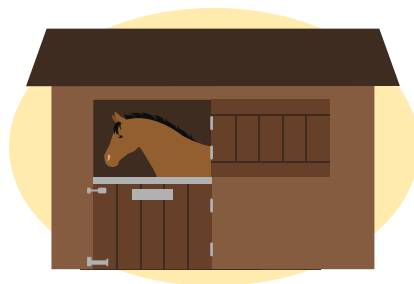


Everyone who handles the horse should thoroughly wash their hands afterwards, or use hand wipes.




Keep a store of disposable overalls or old clothing for the use of those caring for the sick horse.

LIMIT HORSE MOVEMENT WHEN DISEASE STRIKES



Draw up a map of all stables on the yard and note the occupants so you can track movement of horses.



Try to stop horses leaving the yard, at least for a few days until the situation becomes clearer.



Group any horses who've been in close contact with the sick horse to try to contain the spread of disease.